


CASCADE
WINDOWS



A window that you will enjoy for years to come.

Standard Vinyl Colors



White

Almond

Clay

Exterior Cap Stock Color



Black

Bronze

WinPro Window Series

Homeowners and building professionals alike appreciate the sleek look, reliable performance, and exceptional value of our WinPro Series. This Cascade product combines intelligent design with energy efficiency, to create an extremely smart and affordable window. The WinPro Series features a traditional compression cam-lock and a streamlined profile, to deliver a contemporary look and expanded viewing area.



Interior



Exterior - Black Capstock

Auto-Lock



Cam-Lock



WOCD - Vent



Features & Benefits

- Heavy 3-1/4" or 2-3/4" multi-chambered design
- Contoured pull rails for safe, easy fingertip control
- Welded frame and sash corners offer superior weather resistance
- Double weather-stripping design seals against air and water infiltration
- Sliding window sashes can be removed from the inside, for convenient cleaning
- Secure, cam-action locks provide tight seal and protect against forced entry
- Steel reinforcement enhances structural integrity for locking hardware

Glass & Grid Options

- Multiple high-performance glazing options to meet your specific requirements
- Argon gas and super spacer options for increased energy efficiency
- 5/8" standard flat grid and Euro (Sculptured) Internal Grid options

Vinyl Colors & Hardware

- Choose between White, Almond, Clay
- Black or Bronze Capstock over White vinyl

3-1/4" Frame nail fin and flush fin options • Classic wide frame style

WinPro Series Windows

Single Hung - Horizontal Sliders - Picture Window
Awning - Casement - Optional Special Shapes

Construction

Heavy 3 1/4" or 2 3/4" Multi-chambered design allows flexibility with your construction needs



Integrity

Fusion welded frame and sash construction

Strength

This steel reinforcement provides rigidity to enhance structural integrity and forms a secure and stable platform for locking hardware

Stability

Set-back fixed glass units

Protection

Double weather-stripping design seals against air and water infiltration

Design


Double pull rails standard for ease of operation

Slider Windows Only

Featuring Celcon rollers mounted on stainless steel axles. They provide years of durable service

When style is everything!

Standard Door Handle being shown



White

Almond

Clay

Standard Vinyl Colors



White

Almond

Clay

Exterior Cap Stock Color




Black

Bronze

Cascade WinPro Patio Door System

Complete the look of your home while you maximize the space with the non-restrictive ease of a new patio door. Well-engineered and attractively designed, our patio doors also come in our new cap stock finish. You'll enjoy years of smooth operation and benefit from the energy-saving features that go into each patio door. The Cascade patio door also offers a transom option.

Patio Door Options - The opening panel can be placed on any side - 4 panel door being shown.



Features and Benefits

- Vinyl patio door with aluminum reinforcement for low maintenance
- Welded frame and sash corners provide superior weather-ability
- Available in two, three and four panel configurations
- Single point lock standard - Multi-point lock optional
- Aluminum track standard - Superior to vinyl track systems
- Adjustable heavy duty rollers for a smooth operating door

Glass & Grid Options

- Multiple high-performance glazing options to meet your specific requirements
- Argon gas and super spacer options for increased energy efficiency
- 5/8" standard flat grid and Euro (Sculptured) Internal Grid options

Vinyl Colors and Hardware

- Choose between White, Almond, Clay or Black and Bronze Cap Stock Colors
- Door Handle color matched with the door

Custom sizes available • Welded frame • Heavy-duty lock system

Single or double lock configurations



Galvanized
Steel-reinforced in
vertical sash rails



Single Mortise



Double Mortise

WinPro Patio Door Series

2 Panel Door - 3 Panel Door - 4 Panel Door

Optional Transom Available

Strength

Multi-chambered, rigid vinyl extrusions strengthen the framework, with elegance and durability

Design

Contemporary frame with classic styling

Design

Screen doors glide smoothly on a raised Monorail track

Integrity

Fusion-welded frame and sash construction

Strength

Aluminum Monorail track system



4-5/16" Door Frame

Heavy cast adjustable zinc rollers provide smooth operation

Your View. Our Windows.

Standard Vinyl Colors



White



Almond



Clay

Exterior Cap Stock Color



Black




Bronze

Cascade Window Series

Our Cascade Full-Line Window Series, the Cascade Series features an innovative design that blends timeless beauty with structural integrity. The series offers an equal sight line design that provides the look of a classic wood window along with innovative features that deliver modern style and functionality.

Standard features include dual coat low-E or EC coating, and Cascade's auto-lock system.



Casement



Combination / Mull



Nesting Handle

Features & Benefits

- Heavy 3-1/4" or 2-3/4" multi-chambered design
- Welded frame and sash corners offer superior weather resistance
- Double weather-stripping design seals against air and water infiltration
- Secure, cam-action locks provide tight seal and protect against forced entry
- Steel reinforcement enhances structural integrity for locking hardware

Glass & Grid Options

- Multiple high-performance glazing options to meet your specific requirements
- Argon gas and super spacer options for increased energy efficiency
- 5/8" standard flat grid and Euro (Sculptured) Internal Grid options

Vinyl Colors & Hardware

- Choose between White, Almond, Clay
- Black or Bronze Capstock over White vinyl

Custom sizes available • Classic wide frame style • Optional stainless hardware

Cascade Series Windows

Fixed - Casement - Combination / Mull - Awning

Construction

Multi-chambered, rigid vinyl extrusions strengthen the framework, with elegance and durability

Integrity


Fusion welded frame construction

Performance

Dual pane high-performance glazing options for energy efficiency

Design

Elegance and durability in a streamline design



3-1/4" Window Frame

Frame nail fin and flush fin options

Your local window company.

U-Value Sample Range



More Efficient

Less Efficient

WinPro Window Series

Features & Benefits

- Optional 3-1/4" or 2-3/4" multi-chambered design
- Contoured pull rails top and bottom of sash profile
- Fusion-welded frame and sash corners
- Double weather-stripping design
- Steel reinforcement enhances structural integrity
- Set-back fixed glass units
- STC Rated 27-33


Glass Options

- Dual pane high-performance glazing options - 3/4" O.A.
- Intercept and Super Spacer options available with argon gas

The values represented at time of print may change without notice.
For more information consult your Cascade representative.
Colors shown are approximate due to printing limitations.

Structural

- XOX LCPG-30 120" x 60"
- XO LCPG-40 60" x 48"
- XO LCPG-30 72" x 60"
- SH LCPG-40 48" x 72"
- PW CWPG-40 76" x 76"
- Mull LCPG-30 96" x 79"



Fixed




Single Hung




Slider



Multi-Vent Slider




Single Hung / Pic / Single Hung



Shapes




Combination / Mull




Colonial




Valance




Perimeter




Border




Double Border




Narrow Reed




Glue Chip



Rain



Satin Etched



Delta



Obscure



Flemish



Pull Rail Screen

Optional

Optional Grids Styles Available

5/8



Flat

1"



Euro

Local quality. Local service!

Standard Vinyl Colors



White

Almond

Clay

Exterior Cap Stock Color



Black

Bronze

Cascade Window Series

Features & Benefits

- 3-1/4" multi-chambered design
- Welded frame and sash corners
- Equal site line design
- STC Rated 27-37


Glass Options

- 3/4" & 1" O.A. Dual pane high-performance glazing options
- Intercept and Super Spacer options available with argon gas


Structural

- CW	CW-PG-45	36" x 72"
- CW-PW-CW	LC-PG-30	120" x 72"
- AWN	LC-PG-30	48" x 48"
- PW	LC-PG-25	87" x 87"


The values represented at time of print may change without notice. For more information consult your Cascade representative. Colors shown are approximate due to printing limitations.



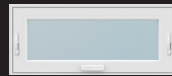
Fixed



Casement



Combination / Mull



Awning

WinPro Patio Door Series

Features & Benefits

- 4-5/16" multi-chambered design
- Vinyl patio door with galvanized steel reinforcement
- Welded frame and sash corners


- Single point lock standard - Multi-point optional
- Aluminum track standard
- Adjustable heavy duty roller system
- 1-3/8" nail fin set-back - STC Rated 29-34

Glass Options


- 3/4" & 1" O.A. Dual pane high-performance glazing options
- Intercept and Super Spacer options available with argon gas

Structural


- PD2	LC-PG-35	72" x 82"
- PD2	R-PG-15	120" x 96"
- PD3	R-PG-20	144" x 96"
- PD4	R-PG-15	190" x 96"



2 Panel Patio Door



3 Panel Patio Door



4 Panel Patio Door



Transom



CASCADE

W I N D O W S

visit cascadewindows.com
800.442.8544

Washington

10507 East Montgomery Drive
Spokane Valley, WA 99206

Oregon

10255 SW Spokane Ct.
Tualatin, OR 97062

Utah

5323 Harold Gatty Drive
Salt Lake City, UT 84116

Arizona

2225 S 75th Ave Suite 140.
Phoenix, AZ 85043